



Proudly made
in America 

Low-Profile, Driverless, Linkable IP67 LED Linear Luminaire

Zero-Maintenance Driverless Design

Connects directly to AC line voltage without an LED driver or electrolytic capacitors, for extreme reliability and lifetime.

Easy to Install, Quick-Connect Cabling

Convenient push-and-click connectors and cabling make GPX series fixtures easy to install and daisy chain end-to-end or with jumper cables.

Coextruded Copolyester/ Aluminum Housing

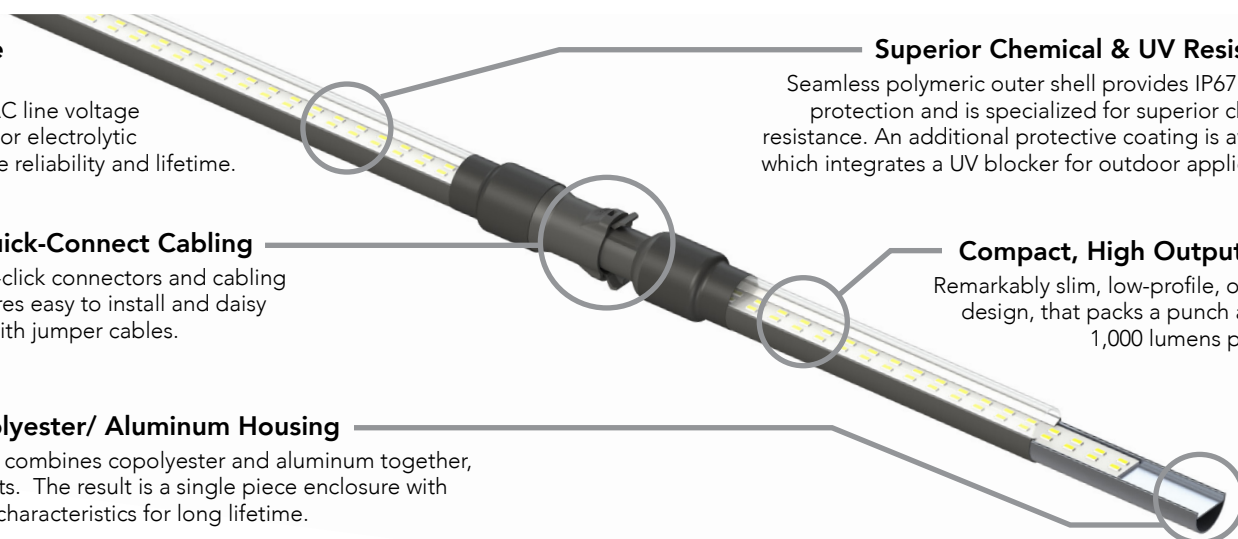
Our patented process combines copolyester and aluminum together, with no seals or gaskets. The result is a single piece enclosure with excellent heatsinking characteristics for long lifetime.

Superior Chemical & UV Resistance

Seamless polymeric outer shell provides IP67 ingress protection and is specialized for superior chemical resistance. An additional protective coating is available which integrates a UV blocker for outdoor applications.

Compact, High Output LEDs

Remarkably slim, low-profile, one-inch design, that packs a punch at up to 1,000 lumens per foot.



PERFORMANCE SUMMARY

Delivered Light Output: Up to 8,000 Lumens

Maximum Run Length: Refer to table on page 2

Efficacy: Up to 130 LPW

CRI: Typical 85 CRI

CCT: 5000K & 4000K (Contact factory for custom CCT)

Lifetime: 100,000 Hours at 25°C

Warranty: 5 Years

Mounting: Ceiling or wall

Lens: Clear (standard); Diffused (optional)

Protection Class: IP67

Temperature Rating: Operable in temperatures -40°C to 55°C

Voltage: 120 or 277 VAC Input

Power Factor: 0.9 nominal

Surge Protection: Built-in 4KV

Total Harmonic Distortion: < 20%

FIXTURE SPECIFICATIONS

Construction & Materials

- Proudly engineered and manufactured in America:
 - Buy American Act (BAA) compliant
 - Build America, Buy America Act (BABAA) compliant
- Waterproof push-and-click connectors
- Patented coextruded copolyester and aluminum housing
 - Seamless polymeric outer shell
 - Integrated aluminum heat spreader
- Double insulated (cabling and fixture)

Regulatory Qualifications

- cULus Listed
- UL Listed for Wet Locations
- IP67 Certified
- NSF Certified
- NEMA 4X Rated

REV: 1124

ORDERING INFORMATION

Product	Length	Lumen Output	Color Temp.	Lens Diffusion	UV Protection	Through Wired	Voltage
GPX	2 2-Foot	SO Standard Output 600 Lumens/Ft	50K (standard) 5000 Kelvin	Blank (standard) Chemical Resistant Clear Lens	Blank (standard) No Coating, Rated for Indoor Use	Blank (standard) Connectors on Input & Output for ability to Daisy Chain fixtures	120V 120 VAC Input
	4 4-Foot	HO* High Output 1000 Lumens/Ft	40K* 4000 Kelvin <i>*N/A in 2' HO</i>	GC (glare control) Chemical Resistant Lens with Added Diffusion Sheet	UVO Outdoor-Rated with UV-Blocking Coating	SE (Single-Ended) Connector on Input Only, No Daisy Chain, for Standalone Install	277V 277 VAC Input
	6 6-Foot						
	8 8-Foot						

FIXTURE DIMENSIONS

Model	Fixture Diameter	Fixture Length		Mounted	
		Thru Wire	Single End	Width	Height
GPX2	1.00"	25.15"	24.00"	1.25"	1.75"
GPX4	1.00"	47.15"	46.00"	1.25"	1.75"
GPX6	1.00"	69.15"	68.00"	1.25"	1.75"
GPX8	1.00"	91.15"	90.00"	1.25"	1.75"

LUMEN & POWER DATA

Length & Output	Lumens	Wattage	Amps @ 120V	Amps @ 277V
GPX2-SO	1,200	9	0.075	0.032
GPX4-SO	2,400	18	0.150	0.065
GPX6-SO	3,600	27	0.225	0.097
GPX8-SO	4,800	36	0.300	0.130
GPX2-HO	2,000	16	0.130	0.060
GPX4-HO	4,000	31 (36 @ 277V)	0.258	0.112
GPX8-HO	8,000	62 (72 @ 277V)	0.517	0.224

MAXIMUM FIXTURE RUN LENGTH

Cable	Maximum Fixture Run (Per 1 Leader Cable) 120VAC							Maximum Fixture Run (Per 1 Leader Cable) 277VAC						
	GPX2-SO (9W)	GPX2-HO (16W)	GPX4-SO (18W)	GPX4-HO (31W)	GPX6-SO (27W)	GPX8-SO (31W)	GPX8-HO (62W)	GPX2-SO (9W)	GPX2-HO (16W)	GPX4-SO (18W)	GPX4-HO (31W)	GPX6-SO (27W)	GPX8-SO (36W)	GPX8-HO (62W)
JMP1 (1')	66 (198')	47 (146')	37 (185')	23 (115')	26 (182')	20 (180')	12 (108')	157 (471')	120 (337')	89 (445')	58 (290')	63 (441')	20 (180')	30 (270')
JMP2 (2')	59 (236')	41 (170')	34 (204')	21 (126')	24 (192')	19 (190')	12 (120')	141 (564')	104 (398')	83 (498')	55 (330')	59 (472')	19 (190')	30 (300')
JMP4 (4')	50 (300')	34 (211')	31 (248')	19 (152')	22 (220')	17 (204')	10 (120')	119 (714')	85 (498')	73 (584')	48 (384')	54 (540')	17 (204')	27 (324')
JMP8 (8')	40 (400')	27 (275')	26 (312')	16(192')	19 (266')	15 (240')	9 (144')	95 (950')	66 (651')	61 (732')	40 (480')	46 (644')	15 (240')	24 (384')

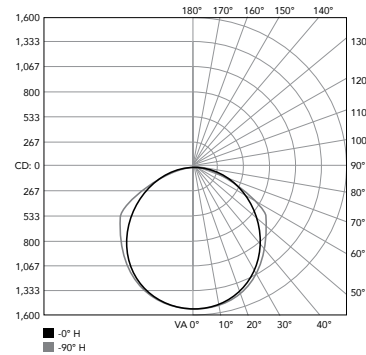
PHOTOMETRY

GPX Series

Based on DTC Report Test #: 14404-T

Fixture photometry has been conducted by a NVLAP accredited testing laboratory in accordance with IESNA LM-79-08. IESNA LM-79-08 specifies the entire luminaire as the source resulting in a fixture efficiency of 100%.

Polar Candela Distribution



Zonal Lumen Summary

Zone	Luminaire
0-30	26.2%
0-40	43.2%
0-60	77.4%
0-90	98.5%
0-180	100%


MOUNTING

G&G will provide the appropriate type (indoor vs. outdoor) and quantity of non-metallic quick latch clip depending on each fixture ordered (two clips per 2' and 4' fixtures, or three clips per 6' and 8' fixtures).

Part Number	Description
MNT-G1-NM-2015	(1) Non-Metallic Quick Latch Mounting Clip (Indoor)
MNT-G1-NM-2020	(1) Non-Metallic Quick Latch Mounting Clip (UVO Outdoor)
MNT-G1-SS	(1) Stainless Steel Bolt Latch Mounting Clip
MNT-G1-SS-KIT	Kit of (3) Stainless Steel Bolt Latch Mounting Clips
MNT-G1-MAG-NM-2015	(1) Non-Metallic Quick Latch Mounting Clip (Indoor) with Maximum Strength Disc Magnet
MNT-G1-MAG-NM-2020	(1) Non-Metallic Quick Latch Mounting Clip (UVO Outdoor) with Maximum Strength Disc Magnet
MNT-G1-MAG-SS	(1) Stainless Steel Bolt Latch Mounting Clip with Maximum Strength Disc Magnet



Non-Metallic Quick Latch Mounting Clips



Stainless Steel Bolt Latch Mounting Clips

CABLING

No jumper cable is required on end-to-end connections. For serviceability and expansion/contraction considerations G&G limits the number of luminaires connected end-to-end (without a jumper cable) to a maximum of 4. **Note: Cable lengths are ± 2 inches*

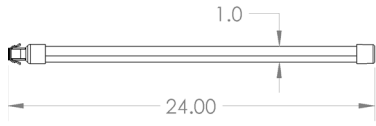
Cable	Type	Wire	End-to-end Length*	Fixture-to-fixture Length*	Inside Cable Length*
GPX-JMP-1	Jumper	18 AWG SJTW	9.6"	8"	4.375"
GPX-JMP-2	Jumper	18 AWG SJTW	31.4"	29.75"	26.125"
GPX-JMP-4	Jumper	18 AWG SJTW	56"	54.3"	50.7"
GPX-JMP-8	Jumper	18 AWG SJTW	103.5"	101.875"	98.25"
GPX-LDR-10	Leader Cable	18 AWG SJTW	50'	-	-
GPX-LDR-25	Leader Cable	18 AWG SJTW	100'	-	-



GPX Cable Push-and-Click Connector

DIMENSIONAL DRAWINGS

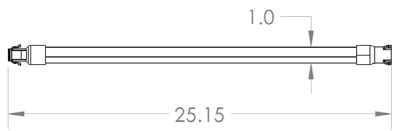
GPX2SE



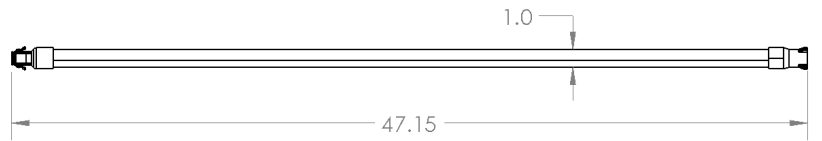
GPX4SE



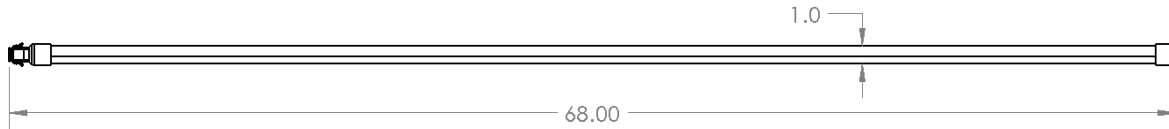
GPX2



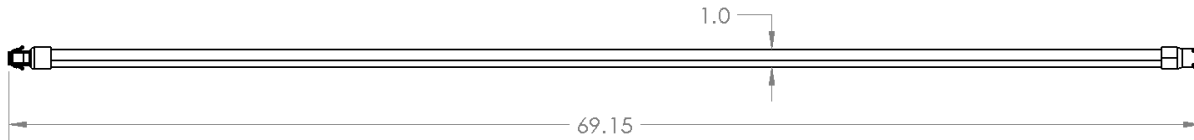
GPX4



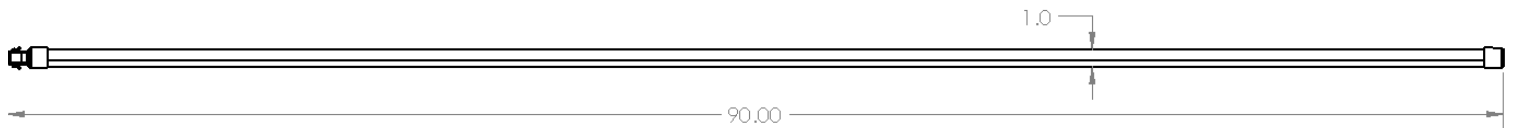
GPX6SE



GPX6



GPX8SE



GPX8

